



Timber

Champion Premier Planed
Champion Softwood
Mouldings
Champion Joistmate Xtra
MDF Mouldings
Claddings

Welcome to our new timber brochure.

At Champion Timber we offer you the best quality timber at very competitive prices. We achieve this by sourcing our own timber, machining it in our own mills and selling it directly to you. Our 10 Branches all offer fast collection service or free delivery to a wide area.

We have huge stocks including all the items in our unique ranges of Champion Planed, Mouldings and Joistmate Xtra.

Contents

Detailed index and Champion quality and innovation	4-7
Classic Softwood Ogee	8
Traditional Softwood Ogee	10
Beaded Softwood Ogee	12
Traditional Softwood Torus	15
Contemporary Softwood Ovolo	16
Contemporary Softwood Chamfered	18
Traditional Softwood Pencil Round	19
Softwood Bead, Quadrant and Scotia	20
Softwood Picture Rail and Dado Rail	21
Softwood Cornice and Window Board	22
Softwood Sash Mouldings, Softwood Sill and Glazing Beads	24
Softwood Handrails and Door Linings	26
Champion Premier Planed Softwood	28
Budget Planed Softwood, Framing Timber, Battens	30
Treated Softwood Timber	32
MDF Primed Mouldings	34
Planed American White Oak	41
Hardwood Mouldings	42
Planed Hardwood	50
Small Decorative Mouldings	51
Champion Softwood Treated Claddings	52
Cedar Claddings	53
Millboard Composite Claddings	54
Sawn Finish Claddings	55
Thermowood and Sapele Claddings	56
Internal Claddings	57
Product Technical Information	58
How to Buy	59

We use rigorous verification systems to monitor our supplies. We have Environmental Chain of Custody Certification for the Forest Stewardship Council® (FSC®) and Programme for the Endorsement of Forest Certification (PEFC).

Our suppliers are also independently audited for the Responsible Purchasing Policy (RPP) of the Timber Trade Federation and Forests Forever.

Contents

Classic Softwood Ogee - Page 8 	Traditional Softwood Ogee - Page 10 	Beaded Softwood Ogee - Page 12 	Traditional Softwood Torus - Page 15 	Premier Planed Softwood - Page 28 	Framing Timbers - Page 31 	Treated Softwood Timber - Page 32 	MDF Primed Mouldings - Page 34 
Contemporary Softwood Ovolo - Page 16 	Contemporary Softwood Chamfered - Page 18 	Contemporary Softwood Pencil Round - Page 19 	Softwood Bead, Quadrant and Scotia - Page 20 	Planed White Oak - Page 41 	Hardwood Mouldings - Page 42 	Planed Hardwood - Page 50 	Small Decorative Mouldings - Page 51 
Softwood Picture and Dado Rail - Page 21 	Softwood Cornice and Window Board - Page 22 	Softwood Sash, Sill and Glazing Beads - Page 24 	Softwood Handrails and Door Linings - Page 26 	Cladding - Page 52 	Technical information - Page 58 	How to Buy - Page 59 	Branch details - Back cover 

From Forest to Branch... 7 steps to the best timber you can buy.

1



Our timber is sourced from **sustainable forests**

2



We source slow grown Scandinavian timber for stability and a **fine close grain**

3



With **80 years experience** of buying timber we select the best for shipping to our Edenbridge mill

7



Only then is it good enough for **our customers**

4



At our Edenbridge mill it's **further graded** to meet Champion's rigorous standards

5



After milling it's graded again to ensure **consistency** and suitability for all applications.

6



Daily deliveries to our 10 branches of clean, fresh stock for immediate collection or **FREE Delivery***

*Conditions apply

Timber Mouldings

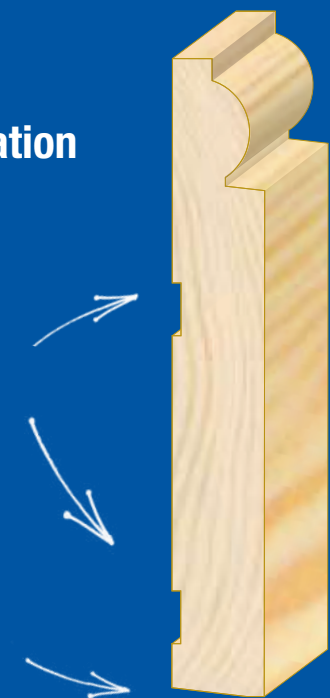
Champion innovations for a better, faster installation

No. 1 The Relief and Adhesive Groove

We machine most of our mouldings with grooves to enhance stability and for fixing with adhesive.

No. 2 The Bevelled Bottom

We machine our skirtings with a bevel to allow for a tighter fit to the wall especially when it is difficult to remove debris on the floor or in corners.



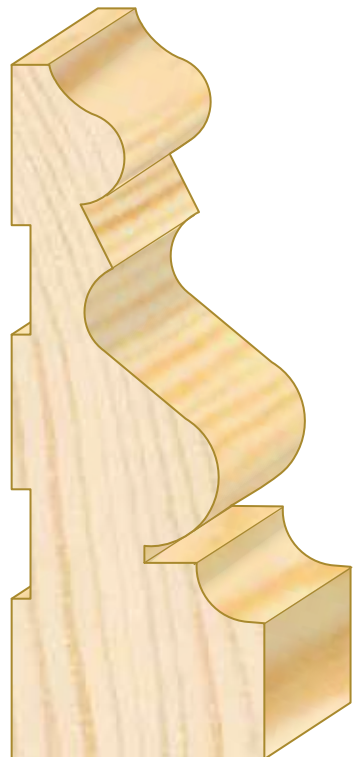
Classic Softwood Ogee

- These can be complemented by mixing with our Traditional Ogee, Beaded Ogee and Torus ranges and adding dado rail, picture rail and cornice.
- Hand selected joinery quality Redwood machined in our own mill to a super smooth finish ready to paint, stain or clear finish.
- High specification with our unique relieving and adhesive grooves for a stable, perfect fit.


Skirtings	
25225S527	25 x 225mm Nom. (21 x 216mm fin.) Champion Ogee Skirting No.527
25150S527/6	25 x 150mm Nom. (21 x 144mm fin.) Champion Ogee Skirting No. 527/6
25275S4271	25 x 275mm Nom. (21 x 249mm fin.) 2 Part Champion Ogee Skirting No.4271
Architraves	
25750GA	25 x 75mm Nom. (21 x 68mm fin.) Champion Ogee Architrave No.78
38100PA75	38 x 100mm Nom. (33 x 92mm fin.) Champion Ogee Architrave No.75
19630GA	19 x 63mm Nom. (15 x 57mm fin.) Champion Ogee Architrave No.80
19500GA802	19 x 50mm Nom. (15 x 45mm fin.) Champion Ogee Architrave No.802
Panel Beads	
1238PB2002/2	12 x 38mm Nom. (8 X 25mm fin.) Champion Ogee Panel Bead No.2002/2
1938PB2002	19 x 38mm Nom. (15 x 33mm fin.) Champion Ogee Panel Bead No.2002
1225PB65	12 x 25mm Nom. (8 x 19mm fin.) Champion Ogee Panel Bead No.65

Architraves

38100PA75
No 75



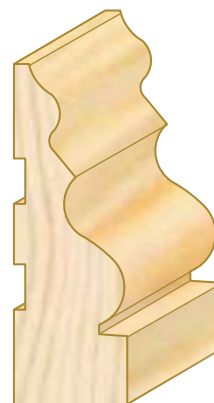
25750GA
No 78



19630GA
No 80




19500GA802
No 802

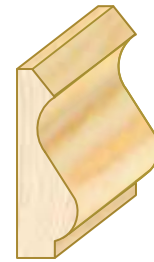


Panel Beads


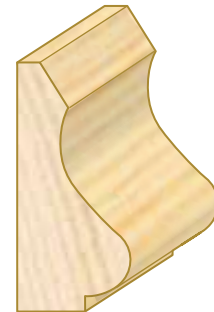
1225PB65
No 65




1238PB2002/2
No 2002/2



1938PB2002
No 2002



25150S527/6
No 527/6




Skirtings

25225S527
No 527



25275S4271
No 4271



Traditional Softwood Ogee

- These can be complemented by mixing with our Classic Ogee, Beaded Ogee and Torus ranges and adding dado rail, picture rail and cornice.
- Hand selected joinery quality Redwood machined in our own mill to a super smooth finish ready to paint, stain or clear finish.
- High specification with our unique relieving and adhesive grooves for a stable, perfect fit.


Skirtings	
251500GS	25 x 150mm Nom. (21 x 145mm fin.) Champion Ogee Skirting No. 584/6
251750GS	25 x 175mm Nom. (21 x 168mm fin.) Champion Ogee Skirting No. 584/7
25125S584	25 x 125mm Nom. (21 x 120mm fin.) Champion Ogee Skirting No.584/5
252250GS	25 x 225mm Nom. (21 x 216mm fin.) Champion Ogee Skirting No. 584 /9
Architraves	
2575PA280	25 x 75mm Nom. (21 x 68mm fin.) Champion Ogee Architrave No.280
2563PA285	25 x 63mm Nom. (21 x 57mm fin.) Champion Ogee Architrave No.285
2550PA287	25 x 50mm Nom. (21 x 44mm fin.) Champion Ogee Architrave No. 287
Panel Beads	
1238PB2002/2	12 x 38mm Nom. (8 X 25mm fin.) Champion Ogee Panel Bead No.2002/2
1938PB2002	19 x 38mm Nom. (15 x 33mm fin.) Champion Ogee Panel Bead No.2002
1225PB65	12 x 25mm Nom. (8 x 19mm fin.) Champion Ogee Panel Bead No.65

Architraves


2575PA280
No 280



2563PA285
No 285

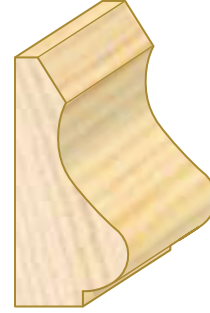


2550PA287
No 287




Panel Beads


1938PB2002
No 2002



1238PB2002/2
No 2002/2



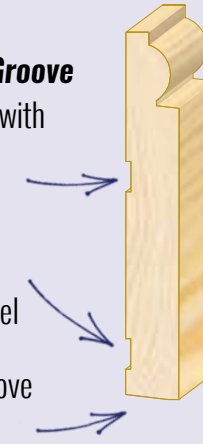
1225PB65
No 65



Champion innovations for a better, faster fit

No. 1 The Relief and Adhesive Groove

We machine most of our mouldings with grooves to enhance stability and for fixing with adhesive.



No. 2 The Bevelled Bottom

We machine our skirtings with a bevel to allow for a tighter fit to the wall especially when it is difficult to remove debris on the floor or in corners.

Skirtings

25125S584
No 584/5




251500GS
No 584/6



251750GS
No 584/7



252250GS
No 584/9




Beaded Softwood Ogee

- This beautiful range of an enhanced pattern includes 3 larger architraves and choice of high skirtings.
- These can be complimented by mixing with our Classic Ogee, Traditional Ogee and Torus ranges and adding dado rail, picture rail and cornice.
- Hand selected joinery quality Redwood machined in our own mill to a super smooth finish ready to paint, stain or clear finish.
- High specification with our unique relieving and adhesive grooves for a stable, perfect fit.


Skirtings	
25175S681/7	25 x 175mm Nom. (21 x 168mm fin.) Champion Ogee Skirting No.681/7
25225S681/9	25 x 225mm Nom. (21 x 216mm fin.) Champion Ogee Skirting No.681/9
25275S681	25 x 275mm Nom. (21 x 249mm fin.) 2 Part Champion Ogee Skirting No.681
Architraves	
32100PA535	32 x 100mm Nom. (28 x 93mm fin.) Champion Ogee Architrave No. 535
38125PA41238	38 x 125mm Nom. (32 x 109mm fin.) Champion Ogee Two Part Architrave No.41238
38150PA267	38 x 150mm Nom. (33 x 139mm fin.) Champion Ogee Two Part Architrave No.267
2575PA196	25 x 75mm Nom. (21 x 68mm fin.) Champion Ogee Architrave No.196
2575PA114	25 x 75mm Nom. (20 x 67mm fin.) Champion Ogee Architrave No.114
32100PA112	32 x 100mm Nom. (27 x 86mm fin.) Champion Ogee Architrave No.112
2563PA198	25 x 63mm Nom. (21 x 57mm fin.) Champion Ogee Architrave No.198
Panel Beads	
1938PB204	19 x 38mm Nom. (14 x 28mm fin.) Champion Ogee Bead No.204
1225PB206	12 x 25mm Nom. (9 x 19mm fin.) Champion Ogee Bead No.206

Panel Bead

1938PB204
No 204



1225PB206
No 206



Architraves



Architraves

2563PA198
No 198



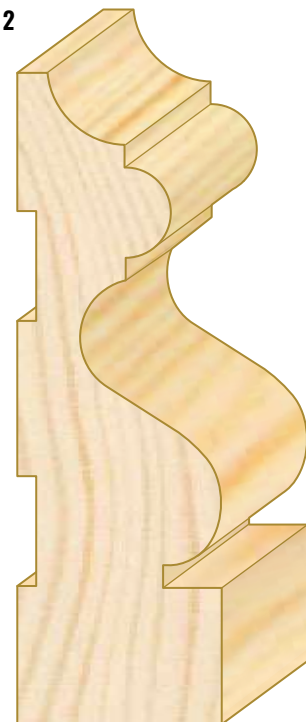
2575PA196
No 196




2575PA114
No 114



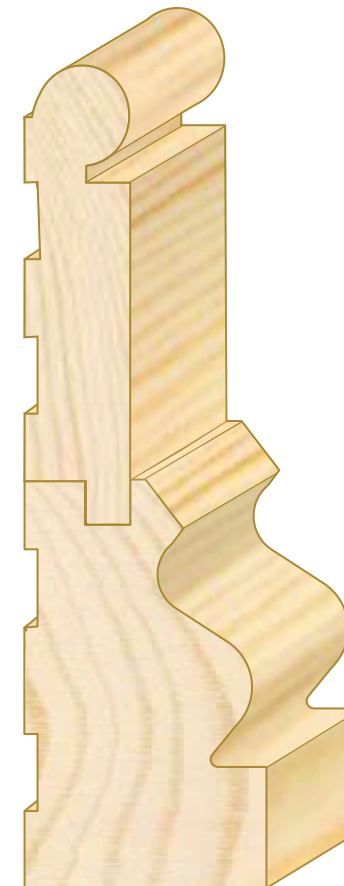
32100PA112
No 112



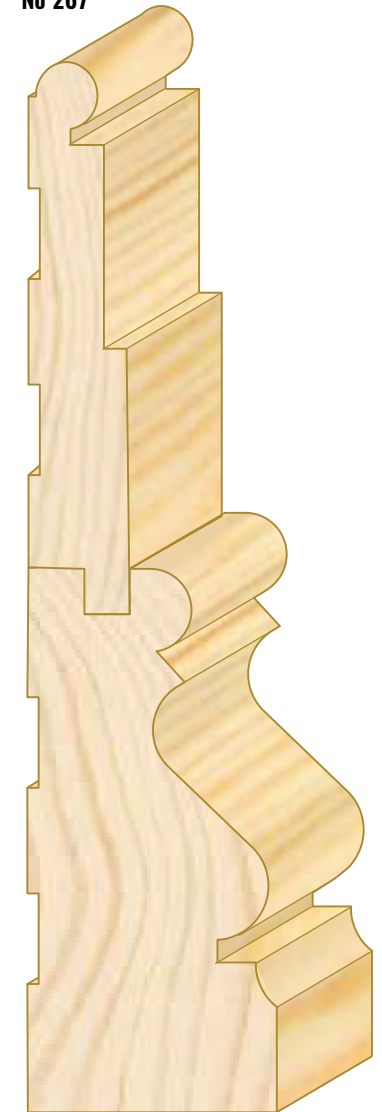
32100PA535
No 535



38125PA41238
No 41238



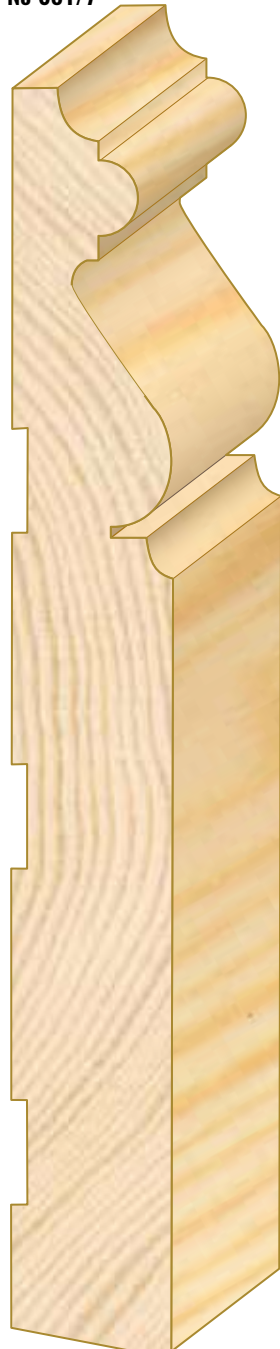
38150PA267
No 267



Skirtings - Beaded Softwood Ogee

For descriptions and sizes see page 12


**25175S681/7
No 681/7**



**25225S681/9
No 681/9**



**25275S681
No 681**




Traditional Softwood Torus

- Our range of this elegant contemporary pattern.
- Hand selected joinery quality Redwood machined in our own mill to a super smooth finish ready to paint, stain or clear finish.
- High specification with our unique relieving and adhesive grooves for a stable, perfect fit.

Skirtings	
25150TS	25 x 150mm Nom. (21 x 145mm fin.) Champion Torus Skirting No. 484/6
25225TS	25 x 225mm Nom. (21 x 216mm fin.) Champion Torus Skirting No. 484/9
25175TS	25 x 175mm Nom. (21 x 168mm fin.) Champion Torus Skirting No. 484/7
Architraves	
2575A484	25 x 75mm Nom. (21 x 68mm fin.) Champion Torus Architrave No.484/3

**25225TS
No 484/9**



Skirtings


**25175TS
No 484/7**

**25150TS
No 484/6**



Architraves

**2575A484
No 484/3**




Contemporary Softwood Ovolo

- Our range of this elegant contemporary pattern.
- Hand selected joinery quality Redwood machined in our own mill to a super smooth finish ready to paint, stain or clear finish.
- High specification with our unique relieving and adhesive grooves for a stable, perfect fit.

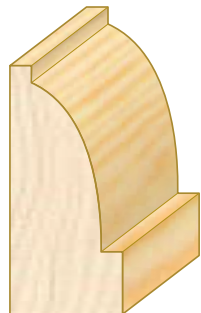
Skirtings	
25150S578	25 x 150mm Nom. (21 x 145mm fin.) Champion Ovolo Skirting No.578/6
25175S578	25 x 175mm Nom. (21 x 168mm fin.) Champion Ovolo Skirting No.578/7
19150DS	19 x 150mm Nom. (15 x 144mm fin.) Champion Ovolo/Chamfered Dual Skirting No.600
25100S578/4	25 x 100mm Nom. (21 x 95mm fin.) Champion Ovolo Skirting No. 578/4
Architraves	
25750VA	25 x 75mm Nom. (21 x 68mm fin.) Champion Ovolo Architrave No.900
25630A963	25 x 63mm Nom. (21 x 57mm fin.) Champion Ovolo Architrave No. 963
2575PA758	25 x 75mm Nom. (21 x 68mm fin.) Champion Ovolo Architrave No.758
32100PA783	32 x 100mm Nom. (27 x 84mm fin.) Champion Ovolo Architrave No.783
25500A902	25 x 50mm Nom. (21 x 44mm fin.) Champion Ovolo Architrave No.902
Panel Beads	
12380B57	12 x 38mm Nom. (8 x 25mm fin.) Champion Ovolo Bead No.57
19380B58	19 x 38mm Nom. (15 x 33mm fin.) Champion Ovolo Bead No.58

Panel Beads

12380B57
No 57

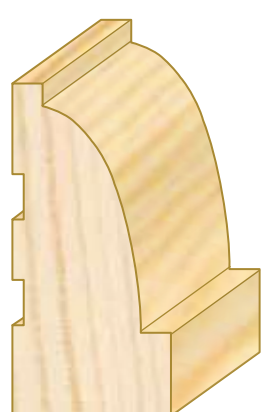


19380B58
No 58




Architraves


25500A902
No 902




25630A963
No 963




25750VA
No 900



2575PA758
No 758



32100PA783
No 783

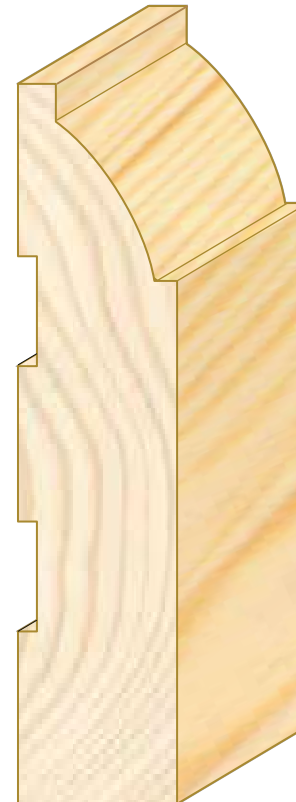


Fast Profile Matching Service

- ✓ Ready in 4 Days
- ✓ Large or small runs from 1.8 metres
- ✓ Instant Quotations
- ✓ Competitive Pricing
- ✓ Softwood
- ✓ Hardwood

Skirtings

25100S578/4
No 578/4




25150S578
No 578/6



19150DS
No 600



25175S578
No 578/7



Champion Softwood Mouldings

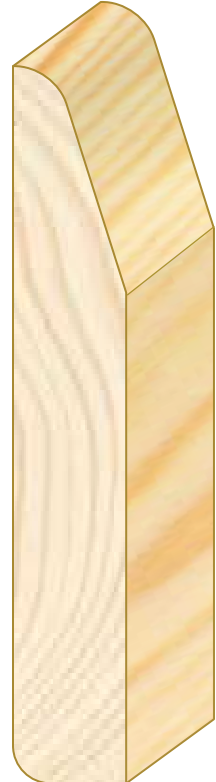
Contemporary Softwood Chamfered

- Our range of this elegant contemporary pattern.
- Hand selected joinery quality Redwood machined in our own mill to a super smooth finish ready to paint, stain or clear finish.
- High specification with our unique relieving and adhesive grooves for a stable, perfect fit.

Skirtings	
19100DS	19 x 100mm Nom. (15 x 95mm fin.) Champion Round/Chamfered Dual Skirting No.602
25150S504	25 x 150mm Nom. (21 x 144mm fin.) Champion Chamfered Skirting No.504
19150DS	19 x 150mm Nom. (15 x 144mm fin.) Champion Ovolo/Chamfered Dual Skirting No.600
25175S504	25 x 175mm Nom. (21 x 168mm fin.) Champion Chamfered Skirting No.504/7
Architraves	
2575A508	25 x 75mm Nom. (21 x 68mm fin.) Champion Chamfered Architrave No.508
1975CA	19 x 75mm Nom. (15 x 70mm fin.) Champion Chamfered Architrave No.403
1950CA	19 x 50mm Nom. (15 x 45mm fin.) Champion Chamfered Architrave No.401
1963CA	19 x 63mm Nom. (15 x 58mm fin.) Champion Chamfered Architrave No.402

Skirtings

19100DS
No 602




25150S504
No 504



19150DS
No 600



1950CA
No 401




1963CA
No 402



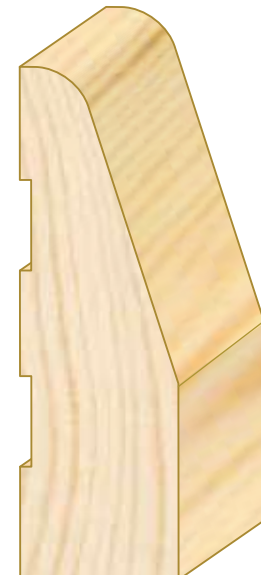
25175S504
No 504/7



1975CA
No 403



2575A508
No 508



Traditional Softwood Pencil Round

- Our range of this simple, contemporary pattern.
- Hand selected joinery quality Redwood machined in our own mill to a super smooth finish ready to paint, stain or clear finish.
- High specification with our unique relieving and adhesive grooves for a stable, perfect fit.

Skirtings	
19100DS	19 x 100mm Nom. (15 x 95mm fin.) Champion Pencil Round/Chamfered Dual Skirting No. 602
25100PRS	25 x 100mm Nom. (21 x 95mm fin.) Champion Pencil Round Skirting No.700/4
25150PRS	25 x 150mm Nom. (21 x 144mm fin.) Champion Pencil Round Skirting No.700/6
1975PRS	19 x 75mm Nom. (15 x 68mm fin.) Champion Pencil Round Skirting No.300
Architraves	
1950PRA	19 x 50mm Nom. (15 x 45mm fin.) Champion Pencil Round Architrave No.201
2563PRA	25 x 63mm Nom. (21 x 58mm fin.) Champion Pencil Round Architrave No.203

Skirtings

25100PRS
No 700/4



19100DS
No 602




25150PRS
No 700/6




Architraves


2563PRA
No 203



1950PRA
No 201



1975PRS
No 300




Champion Softwood Mouldings

Softwood Bead, Quadrant and Scotia


- Our comprehensive range of beads.
- Hand selected joinery quality Redwood machined in our own mill to a super smooth finish ready to paint, stain or clear finish.

1919BD806	19 x 19mm Nom. (15 x 15mm fin.) Champion Bead No.806
2525BD807	25 x 25mm Nom. (21 x 21mm fin.) Champion Bead No.807
2550A310	25 x 50mm Nom. (19 x 45mm fin.) Champion Astragal Bead No.310
1225A93	12 x 25mm Nom. (9 x 21mm fin.) Champion Astragal Bead No.93
1938A311	19 x 38mm Nom. (15 x 33mm fin.) Champion Astragal No.311
1238PB2002/2	12 x 38mm Nom. (8 x 25mm fin.) Champion Ogee Panel Bead No.2002/2
1938PB2002	19 x 38mm Nom. (15 x 33mm fin.) Champion Ogee Panel Bead No.2002
1225PB65	12 x 25mm Nom. (8 x 19mm fin.) Champion Ogee Panel Bead No.65
1938PB204	19 x 38mm Nom. (14 x 28mm fin.) Champion Ogee Bead No.204
1225PB206	12 x 25mm Nom. (9 x 19mm fin.) Champion Ogee Bead No.206
1238OB57	12 x 38mm Nom. (8 x 25mm fin.) Champion Ovolo Bead No.57
1938OB58	19 x 38mm Nom. (15 x 33mm fin.) Champion Ovolo Bead No.58
22Q	22mm fin. Champion Quadrant
19Q	19mm fin. Champion Quadrant
16Q	16mm fin. Champion Quadrant
12Q	12mm fin. Champion Quadrant
25S	21mm fin. Champion Scotia

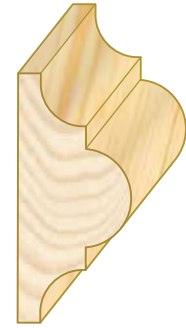
1225A93
No 484/3



2550A310
No 310




1938A311
No 311




1238OB57
No 57




1225PB65
No 65



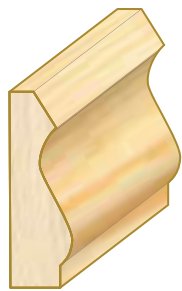
1938OB58
No 58




1938PB204
No 204




1238PB2002/2
No 2002/2




1938PB2002
No 2002




12Q



16Q




1225PB206
No 206



1919BD806
No 806




2525BD807
No 807




25S



19Q



22Q



Softwood Picture Rail and Dado Rail

- Our range of mouldings to complement our skirtings and architraves.
- Hand selected joinery quality Redwood machined in our own mill to a super smooth finish ready to paint, stain or clear finish.


Picture Rails

2563PR	25 x 63mm Nom. (21 x 55mm fin.) Champion Picture Rail No.1001
2550PR	25 x 50mm Nom. (21 x 45mm fin.) Champion Picture Rail No.332
2550PR512	25 x 50mm Nom. (21 x 44mm fin.) Champion Picture Rail No.512
2550CPR	25 x 50mm Nom. (21 x 45mm fin.) Champion Picture Rail No.291

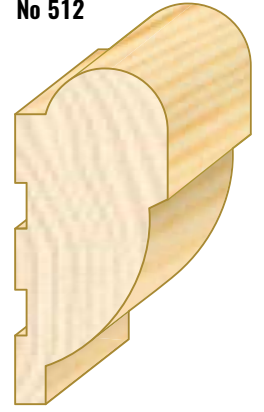
Dado Rails

2550DR8752	25 x 50mm Nom. (20 x 43mm fin.) Champion Dado Rail No.8752
3275DR	32 x 75mm Nom. (27 x 65mm fin.) Champion Dado Rail No.875
2575DR	25 x 75mm Nom. (19 x 68mm fin.) Champion Dado Rail No.386
32100DR878	32 x 100mm Nom. (27 x 82mm fin.) Champion Dado Rail No.878

2550PR
No 332



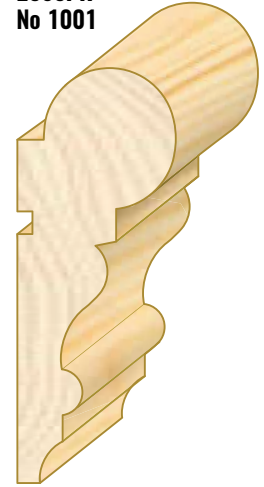
2550PR512
No 512



2550CPR
No 291




2563PR
No 1001




FREE Delivery*

*Conditions apply, please ask for more details

2550DR8752
No 8752



2575DR
No 386



3275DR
No 875



32100DR878
No 878



Champion Softwood Mouldings

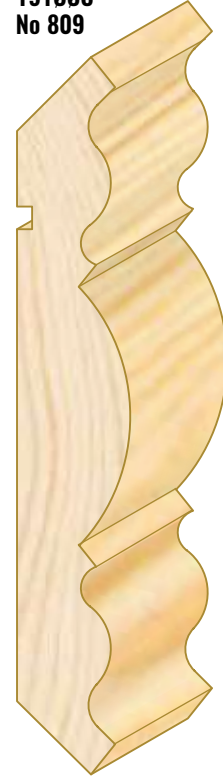
Softwood Cornice

- Hand selected joinery quality Redwood machined in our own mill to a super smooth finish ready to paint, stain or clear finish.

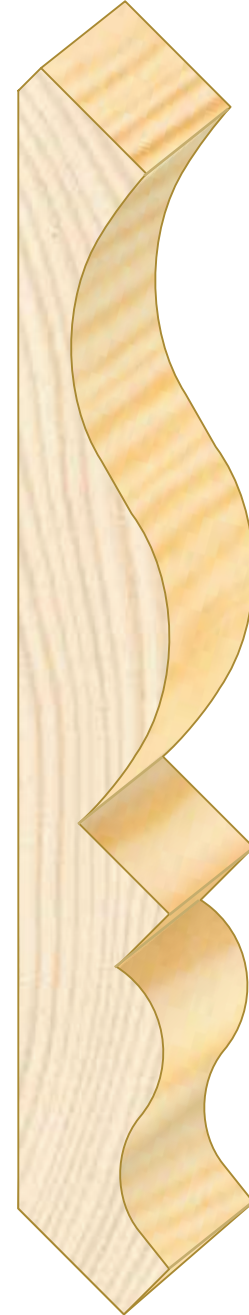
Cornice	
19100C	19 x 100mm Nom. (15 x 95mm fin.) Champion Cornice No.809
25175C253	25 x 175mm Nom. (20 x 165mm fin.) Champion Cornice No.253



**19100C
No 809**



**25175C253
No 253**



Softwood Window Boards

- Hand selected joinery quality Redwood machined in our own mill to a super smooth finish ready to paint, stain or clear finish.

32225WB	32 x 225mm Nom. (28 x 218mm fin.) Champion Window Board
32100NS	32 x 100mm Nom. (28 x 95mm fin.) Champion Nosed Section
3250NS	32 x 50mm Nom. (28 x 45mm fin.) Champion Nosed Section
32150NS	32 x 150mm Nom. (28 x 145 fin.) Champion Nosed Section

32225WB



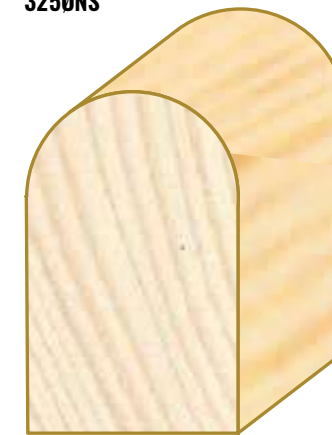
32150NS



32100NS



3250NS



These pictures are for illustration purposes only, as wood is a natural product actual colours may vary.

Champion Softwood Mouldings


Softwood Sash Mouldings, Softwood Sill & Glazing Beads

Hand selected joinery quality Redwood machined in our own mill to a super smooth finish ready to paint, stain or clear finish.

2550SB	25 x 50mm Nom. (21 x 45mm fin.) Champion Sash Bar
5050SS	50 x 50mm Nom. (45 x 45mm fin.) Champion Sash Stile
3863MRT	38 x 63mm Nom. (33 x 53mm fin.) Champion Top Sash Meeting Rail
3863MRB	38 x 63mm Nom. (33 x 53mm fin.) Champion Bottom Sash Meeting Rail
50100BR	50 x 100mm Nom. (45 x 95mm fin.) Champion Bottom Rail
1932SB	19 x 32mm Nom. (15 x 28mm fin.) Champion Staff Bead No.75
1225PB	12 x 25mm Nom. (9 x 19mm fin.) Champion Parting Bead No.70
1232PB	12 x 32mm Nom. (9 x 28mm fin.) Champion Parting Bead No.71
1925SB	19 x 25mm Nom. (15 x 21mm fin.) Champion Staff Bead No.74
19190GB	19 x 19mm Nom. (11 x 15mm fin.) Champion Glazing Bead No. 76
12190GB	12 x 19mm Nom. (9 x 15mm fin.) Champion Ovolo Glazing Bead No.325
50150SS	50 x 150mm Nom. (45 x 145mm fin.) Champion Sill
3275SDD	32 x 75mm Nom. (43 x 46mm fin.) Champion Door Drip
16500DS	16 x 50mm Nom. (12 x 44mm fin.) Champion Ovolo Door Stop
16380DS	16 x 38mm Nom. (12 x 33mm fin.) Champion Ovolo Door Stop




1925SB
No 74



1932SB
No 75




1225PB
No 70



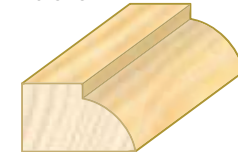
1232PB
No 71



19190GB
No 76



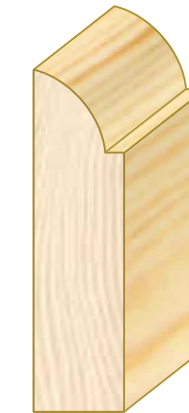
12190GB
No 325




3275SDD




16500DS




16380DS




2550SB



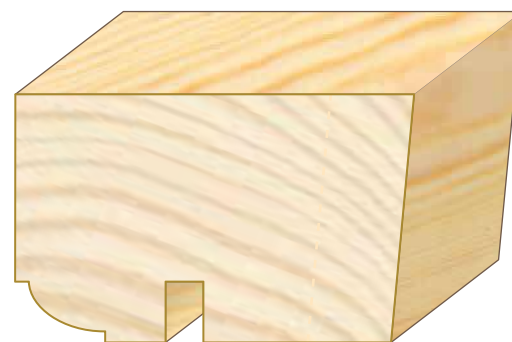
3863MRT



5050SS



3863MRB



50150SS



Softwood Handrails


Hand selected joinery quality Redwood machined in our own mill to a super smooth finish ready to paint, stain or clear finish.

5050SMH	50 x 50mm Nom. (45 x 45mm fin.) Champion Mopstick Handrail
38100SWFH	38 x 100mm Nom. (32 x 95mm fin.) Champion Wall Fixing Handrail
5075SCH	50 x 75mm Nom. (44 x 67mm fin.) Champion Rebated Crown Handrail

5050SMH

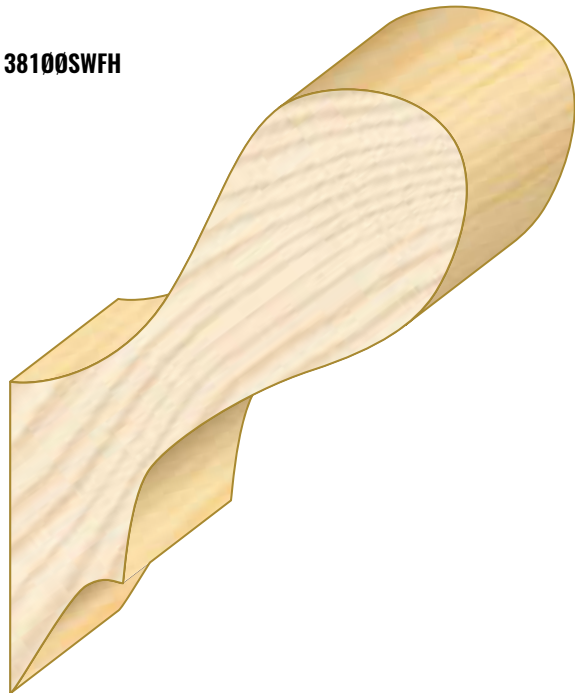


5075SCH



Rebate to take 32mm spindle

38100SWFH



FREE Delivery*



*Conditions apply, please ask for more details

Softwood Door Linings

Range of unassembled door lining sets and lining material grooved for intumescent strip.

138DL	138mm Nom. (28 x 132mm fin.) Door Lining Set with stops 686/762mm 70% PEFC Certified
138DLW	138mm Nom. (28 x 132mm fin.) Door Lining Set with stops 762/838mm 70% PEFC Certified
115DL	115mm Nom. (28 x 108mm fin.) Door Lining Set with stops 686/762mm 70% PEFC Certified
32138G	32 x 138mm Nom. (28 x 132mm fin.) Door Lining with 5 x 14mm groove, suitable for intumescent strip



For a comprehensive range of doors please pick up a brochure in any branch, or download one from www.championtimber.com



Champion Premier Planed Softwood

We **REJECT** what others accept

We always kiln dry after cutting to final size to ensure flat, straight sections.

It is suitable for paint, stains, waxing and a variety of other finishes.



Our range of 44 stock sizes of Planed, Joinery Quality Redwood. Hand selected and machined in our own mill to a super smooth finish.

We only use Redwood so timber is more dense and stable, ensuring crisp cuts and clean, accurate joints.

Premier Planed has a very low knot content to save time on preparation.



SOFTWOOD - CHAMPION PREMIER PLANED 100mm

100100P 100 x 100mm Nom. (91 x 91mm fin.)

SOFTWOOD - CHAMPION PREMIER PLANED 75mm

75100P 75 x 100mm Nom. (68 x 94mm fin.)

7575P 75 x 75mm Nom. (68 x 68mm fin.)

SOFTWOOD - CHAMPION PREMIER PLANED 50mm

50225P 50 x 225mm Nom. (44 x 215mm fin.)

50150P 50 x 150mm Nom. (44 x 144mm fin.)

50100P 50 x 100mm Nom. (44 x 94mm fin.)

5075P 50 x 75mm Nom. (44 x 68mm fin.)

5050P 50 x 50mm Nom. (44 x 44mm fin.)

SOFTWOOD - CHAMPION PREMIER PLANED 38mm

38225P 38 x 225mm Nom. (33 x 215mm fin.)

38150P 38 x 150mm Nom. (33 x 144mm fin.)

38100P 38 x 100mm Nom. (33 x 94mm fin.)

3875P 38 x 75mm Nom. (33 x 68mm fin.)

3850P 38 x 50mm Nom. (33 x 44mm fin.)

3838P 38 x 38mm Nom. (33 x 33mm fin.)

SOFTWOOD - CHAMPION PREMIER PLANED 32mm

32225P 32 x 225mm Nom. (27 x 215mm fin.)

32175P 32 x 175mm Nom. (27 x 168mm fin.)

32150P 32 x 150mm Nom. (27 x 144mm fin.)

32100P 32 x 100mm Nom. (27 x 94mm fin.)

3275P 32 x 75mm Nom. (27 x 68mm fin.)

3250P 32 x 50mm Nom. (27 x 44mm fin.)

3238P 32 x 38mm Nom. (27 x 33mm fin.)

SOFTWOOD - CHAMPION PREMIER PLANED 25mm

25225P 25 x 225mm Nom. (21 x 215mm fin.)

25200P 25 x 200mm Nom. (21 x 193mm fin.)

25175P 25 x 175mm Nom. (21 x 168mm fin.)

25150P 25 x 150mm Nom. (21 x 144mm fin.)

25125P 25 x 125mm Nom. (21 x 119mm fin.)

25100P 25 x 100mm Nom. (21 x 94mm fin.)

2575P 25 x 75mm Nom. (21 x 68mm fin.)

2550P 25 x 50mm Nom. (21 x 44mm fin.)

2538P 25 x 38mm Nom. (21 x 33mm fin.)

2525P 25 x 25mm Nom. (21 x 21mm fin.)

SOFTWOOD - CHAMPION PREMIER PLANED 19mm

19150P 19 x 150mm Nom. (15 x 144mm fin.)

19125P 19 x 125mm Nom. (15 x 119mm fin.)

19100P 19 x 100mm Nom. (15 x 94mm fin.)

1975P 19 x 75mm Nom. (15 x 68mm fin.)

1950P 19 x 50mm Nom. (15 x 44mm fin.)

1938P 19 x 38mm Nom. (15 x 33mm fin.)

1925P 19 x 25mm Nom. (15 x 21mm fin.)

SOFTWOOD - CHAMPION PREMIER PLANED 12mm


12100P 12 x 100mm Nom. (8 x 94mm fin.)

1275P 12 x 75mm Nom. (8 x 68mm fin.)

1250P 12 x 50mm Nom. (8 x 44mm fin.)

1238P 12 x 38mm Nom. (8 x 33mm fin.)

1225P 12 x 25mm Nom. (8 x 21mm fin.)



These pictures are for illustration purposes only, as wood is a natural product actual colours may vary.

Other Planed Softwood

Planed Southern Yellow Pine	
38300SYP	38 x 300mm Nom. PAR Southern Yellow Pine
25300SYP	25 x 300mm Nom. PAR Southern Yellow Pine
32300SYP	32 x 300mm Nom. PAR Southern Yellow Pine

Planed Cedar	
100100PC	100 x 100mm Nom. PAR Cedar
50100PC	50 x 100mm Nom. PAR Cedar
7575PC	75 x 75mm Nom. PAR Cedar
5050PC	50 x 50mm Nom. PAR Cedar

Budget Planed General Purpose Softwood	
Popular sizes at slightly lower grade ideal for when price is more important than quality.	
22150PE	22 x 150mm Nom. (18x144mm fin.) Budget Planed General Purpose Softwood
2250PE	22 x 50mm Nom. (19x45mm fin.) Budget Planed General Purpose Softwood
5050PB	50 x 50mm Nom. (44x44mm fin.) Budget Planed General Purpose Softwood

Softwood Floorboard

Used as a sub-floor, i.e. carpets and other types of flooring laid over. If used as a finished flooring some distortion and shrinkage may occur between boards if installed in a central heated room etc. Allowing the boards to slowly condition to the room before fixing can help reduce this.

- High quality selected Pine Redwood, not whitewood
- Slow grown in Scandinavia
- Environmentally certified

25150PE	25 x 150mm Nom. (21x144mm fin.) Planed Edge Softwood Floorboard
25150TG	25 x 150mm Nom. (21x145mm fin.) 138mm face Tongue & Groove Softwood Floorboard

Framing Timber



QUALITY SOFTWOOD STUDDING/FRAMING MATERIAL

- Straight, smooth and consistent in size
- Eased edges for faster handling
- Kiln dried substantially reducing timber distortion
- Ideal for Frame Work, Stud Partitioning and Battening

FRAMEMATE XTRA

Straight, consistent in size, smooth with eased edges for faster handling and construction

4750SC	47 x 50mm Regularised Eased Edge (Environmentally Certified) in 2.4m & 3.0m lengths
--------	-------------------------------------------------------------------------------------

CLS PLANED SOFTWOOD STUDDING

5075CLS	38 x 63mm Fin. C16 Planed 4 Eased Edges CLS Profile
50100CLS	38 x 89mm Fin. C16 Planed 4 Eased Edges CLS Profile

Treated Softwood

SAWN FIRRINGS - TREATED SOFTWOOD

Other sizes including folding firrings available quickly to order

4750FT	47 x 50 - 0mm Treated Furring Pieces (priced and sold in PAIRS only)
4775FT	47 x 75 - 0mm Treated Furring Pieces (priced and sold in PAIRS only)
47100FT	47 x 100 - 0mm Treated Furring Pieces (priced and sold in PAIRS only)

SITE PEGS

STP6	47 x 50mm Sawn Site Pegs Pointed 0.6m
STP45	47 x 50mm Sawn Site Pegs Pointed 0.45m

SCAFFOLD BOARD - SOFTWOOD

39SB	38 x 225 x 3.9m Scaffold Board Kitemarked & Banded to BS2482
------	--------------------------------------------------------------

BATTENS

Pressure preservative treated against rot and insect attack. Roof Batten sections compliant to BS5534 where indicated.

1938SCT	19 x 38mm Sawn Treated
3850SCT	38 x 50mm Eased Edge and Treated (35 x 45 fin) (Environmentally Certified)
2538SCT	25 x 38mm Sawn Pressure Treated Batten to BS 5534 (Certified Roof Battens)
2550SCT	25 x 50mm Sawn Pressure Treated Batten to BS 5534 (Certified Roof Battens)

TREATED CARCASSING

4750SCT	47 x 50mm Regularised Eased Edge Treated (Environmentally Certified)
2275SCT	22 x 75mm Sawn Treated (Environmentally Certified)
22100SCT	22 x 100mm Sawn Treated (Environmentally Certified)
22150SCT	22 x 150mm Sawn Treated (Environmentally Certified)

FREE Delivery*



*Conditions apply, please ask for more details

Softwood Treated Timber



JOISTMATE Xtra

- Straight, smooth and consistent in size
- Eased edges for faster handling
- Structurally graded C24* to European Standards EN14081-2
- Pressure preservative Treated with Tanalith E to protect against insect attack and rot
- Environmentally certified

* Except 100100SCT which is C16 or C24 graded

JOISTMATE XTRA C24 GRADED AND TREATED SOFTWOOD - 47mm

47250SCT	47 x 250mm					4.8		
47225SCT	47 x 225mm			3.6		4.8	5.4	6.0
47200SCT	47 x 200mm		3.0	3.6	4.2	4.8	5.4	6.0
47175SCT	47 x 175mm			3.6	4.2	4.8	5.4	6.0
47150SCT	47 x 150mm		3.0	3.6	4.2	UC4**	5.4	6.0
47125SCT	47 x 125mm			3.6		4.8		
47100SCT	47 x 100mm	2.4	3.0	3.6	4.2	4.8	5.4	6.0
4775SCT	47 x 75mm	2.4	3.0		4.2	4.8		

****We recommend our UC4 treated decking joist for ground contact applications.**


JOISTMATE XTRA C24 GRADED AND TREATED SOFTWOOD - 75mm

75225SCT	75 x 225mm					4.8	5.4	
75200SCT	75 x 200mm					4.8		
75150SCT	75 x 150mm				4.2		5.4	
75100SCT	75 x 100mm					4.8		

JOISTMATE XTRA C24*/C16 GRADED AND TREATED SOFTWOOD - 100mm

100100SCT*	100 x 100mm			3.6		4.8		
------------	-------------	--	--	-----	--	-----	--	--

IMPORTANT: RIPPING OR CROSS CUTTING NEGATES GRADE STAMP



MDF Primed Mouldings

MDF Ogee

- Our comprehensive range of MDF Ogee mouldings
- Manufactured from moisture resistant medium density fibreboard
- Double white primed for improved finish saving time on site

Skirtings	
MDFOGS	18 x 144mm fin. Primed MDF Ogee Skirting
MDFOGS219	18 x 219mm fin. Primed MDF Ogee Skirting
MDFOGS169	18 x 169mm fin. Primed MDF Ogee Skirting
MDFOGS119	18 x 119mm fin. Primed MDF Ogee Skirting
MDFOGS244	25 x 244mm fin. Primed MDF Ogee Skirting
Architraves	
MDFOGA57	18 x 57mm fin. Primed MDF Ogee Architrave
MDFOGA100	30 x 100mm fin. Primed MDF Ogee Architrave
MDFOGA	18 x 69mm fin. Primed MDF Ogee Architrave




LARGEST RANGE OF MDF IN THE SOUTH EAST

Architraves

MDFOGA57



MDFOGA



MDFOGA100



Skirtings

MDFOGS119



MDFOGS




MDFOGS169



MDFOGS219



MDFOGS244



MDF Primed Mouldings


MDF Ovolo and Torus

- Our comprehensive range of MDF Ovolo & Torus mouldings
- Manufactured from moisture resistant medium density fibreboard
- Double white primed for improved finish saving time on site

Skirtings	
MDFOS144	18 x 144mm fin. Primed MDF Ovolo 13 Skirting
MDFOS169	18 x 169mm fin. Primed MDF Ovolo Skirting
MDFTS	18 x 144mm fin. Primed MDF Torus Skirting
MDFTS169	18 x 169mm fin. Primed MDF Torus 2 Skirting
MDFTS219	18 x 219mm fin. Primed MDF Torus 1 Skirting
MDFTS119	18 x 119mm fin. Primed MDF Torus Skirting
Architraves	
MDFOA69	18 x 69mm fin. Primed MDF Ovolo 14 Architrave
MDFOA57	18 x 57mm fin. Primed MDF Ovolo Architrave
MDFTAB69	18 x 69mm fin. Primed MDF Torus 1 Architrave



Architraves



Skirtings



MDF Primed Mouldings

MDF Chamfered, Rounded, Square Edge and Stepped

- Our comprehensive range of MDF Chamfered, Pencil Rounded and Square Edge Mouldings
- Manufactured from moisture resistant medium density fibreboard
- Double white primed for improved finish saving time on site

Skirtings	
MDFCS144	18 x 144mm fin. Primed MDF Chamfered Skirting
MDFRS144	18 x 144mm fin. Primed MDF Rounded Skirting
MDFRS94	18 x 94mm fin. Primed MDF Rounded Skirting
MDFCS	14.5 x 94mm fin. Primed MDF Chamfered Skirting
MDFCS94	18 x 94mm fin. Primed MDF Chamfered Skirting
MDFGCS144	18 x 144mm fin. Primed MDF One Groove and Chamfered Skirting
MDF18144PSE	18 x 144mm fin. Primed MDF Square Edge Skirting
MDF1894PSE	18 x 94mm fin. Primed MDF Square Edge Skirting
MDFADP22194	25 x 194mm fin. Primed MDF Art Deco 3 step Skirting
Architraves	
MDFCA57	18 x 57mm fin. Primed MDF Chamfered Architrave
MDFRA44	18 x 44mm fin. Primed MDF Rounded Architrave
MDFCA	14.5 x 44mm fin. Primed MDF Chamfered Architrave
MDFCA69	18 x 69mm fin. Primed MDF Chamfered Architrave
MDFGCA69	18 x 69mm fin. Primed MDF One Groove and Chamfered Architrave
MDFADP2280	25 x 80mm fin. Primed MDF Art Deco 3 step Architrave


MDFRA44 Architraves




MDFCA57



MDFCA



MDFCA69



MDFGCA69



MDFADP2280



Skirtings

MDFADP22194



MDFGCS144




MDFCS



MDFRS94



MDF1894PSE



MDFCS144



MDFRS144



MDF18144PSE



MDFCS94



MDF Primed Mouldings

MDF Window Boards

- Full range of MDF Window Boards
- Manufactured from moisture resistant medium density fibreboard
- Double white primed for improved finish saving time on site

Window Board	
MDFWB12	25 x 294mm fin. Primed MDF Window Board
MDFWB	25 x 219mm fin. Primed MDF Window Board
MDFWBB169	25 x 169mm fin. Primed MDF Window Board

MDFWBB169



MDFWB



MDFWB12



Services and how to buy See page 59

Technical details See page 58

Planed American White Oak

Planed American White Oak

- Our comprehensive range of Premium Quality Planed Oak
- Machined from the best commercial grade of American White Oak - virtually free of knots and defects
- Can be stained or clear finished to a very high quality finish



1225POA	12 x 25mm Nom. PAR American White Oak
2550POA	25 x 50mm Nom. PAR American White Oak
2575POA	25 x 75mm Nom. PAR American White Oak
25100POA	25 x 100mm Nom. PAR American White Oak
25150POA	25 x 150mm Nom. PAR American White Oak
25225POA	25 x 225mm Nom. PAR American White Oak
32150POA	32 x 150mm Nom. PAR American White Oak
32225POA	32 x 225mm Nom. PAR American White Oak
38150POA	38 x 150mm Nom. PAR American White Oak
5050POA	50 x 50mm Nom. PAR American White Oak
5075POA	50 x 75mm Nom. PAR American White Oak
50100POA	50 x 100mm Nom. PAR American White Oak

FREE Delivery*



*Conditions apply, please ask for more details

These pictures are for illustration purposes only, as wood is a natural product actual colours may vary.

White Oak Skirting and Architraves


- Our range of beautiful oak skirting and architraves
- Machined from the best commercial grade of American White Oak - virtually free of knots and defects
- Can be stained or clear finished to a very high quality finish

Skirtings	
251500A578S	25 x 150mm Nom. American White Oak Skirting No.578 Ovolo
191000DS	19 x 100mm Nom. American White Oak Chamfered Rounded Skirting
251500A0GS	25 x 150mm Nom American White Oak Ogee Skirting
251500ATS	25 x 150mm Nom American White Oak Torus Skirting
Architraves	
19500PRA	19 x 50mm Nom. American White Oak Pencil Round Architrave
19500CA	19 x 50mm Nom. American White Oak Chamfered Architrave
25750A900A	25 x 75mm Nom. American White Oak Ovolo Architrave No.900
19750PRA	19 x 75mm Nom. American White Oak Pencil Round Architrave
25750AA280	25 x 75mm Nom. American White Oak Ogee Architrave

Fast Profile Matching Service

- ✓ Ready in 4 Days
- ✓ Large or small runs from 1.8 metres
- ✓ Instant Quotations
- ✓ Competitive Pricing
- ✓ Softwood
- ✓ Hardwood

191000DS



251500A578S
No 578



251500A0GS



251500ATS



19750PRA



25750A900A
No 900



25750AA280



19500PRA



19500CA



American White Oak Mouldings

White Oak Window Boards, Stair Sections and Handrails

- Our range of Engineered, Solid and Veneered sections
- Machined from the best commercial grade of solid American White Oak - or veneered/engineered components
- Can be stained or clear finished to a very high quality finish

Window Boards	
32225HOWBB	32 x 225mm Nom. White Oak Bullnosed Window board
MDFWB0244	25 x 244mm fin. Oak Veneered MDF Window Board
Staircase sections and handrails	
50500AMH	50 x 50mm Nom. American White Oak Mopstick Handrail
100100NPW015	White Oak Newel Post, 8mm Wrap, Mitre Corners 90 x 90 x 1500mm
25275TW010	White Oak Engineered Stair Tread 22 x 270 x 1000mm
381000AWFH	38 x 100mm Nom. Oak Wall Fixing Handrail
50750ACH	50 x 75mm Nom. Oak Crown Handrail
38250SW042	White Oak Engineered Stringer 32 x 240 x 4200mm



32225HOWBB



MDFWB0244



White Oak Door Linings, Mouldings and Beads

- Our range of Engineered, Solid and Veneered sections
- Machined from the best commercial grade of solid American White Oak - or veneered/engineered components
- Can be stained or clear finished to a very high quality finish

Door Linings	
138EODL	138mm Engineered Oak Door Lining Set 2/2.1m 1/1m
115EODL	115mm Engineered Oak Door Lining Set 2/2.1m 1/1m
Mouldings and beads	
1650AADS	16 x 50mm Nom. American White Oak Ovolo Door Stop
250S	21mm fin. American White Oak Scotia
25380AHS	25 x 38mm Nom. American White Oak Hockey Stick Bead
250Q	25mm fin. American White Oak Quadrant
160Q	16mm fin. American White Oak Quadrant
19380APB2002	19 x 38mm Nom. American White Oak Panel Bead No.2002
12380APB2002/2	12 x 38mm Nom. American White Oak Panel Bead No.2002/2

1650AADS



250S




250Q



12380APB2002/2
No 2002/2



19380APB2002
No 2002



25380AHS



Hardwood Sills and Window boards


- Sills and window boards machined from high quality commercial grades
- Virtually no knots or defects
- Utile/Sapele more durable than Meranti/Seraya

Sills	
50150HWS	50 x 150mm Nom. Utile/Sapele Flat Sill
75150HWSS	68 x 145mm Fin. Sapele Sash Sill with drip
50175HWS	50 x 175mm Nom. Meranti/Seraya Flat Sill
63175HWS	63 x 175mm Nom. Meranti/Seraya Stepped Sill
63150HWS	63 x 150mm Nom. Meranti/Seraya Stepped Sill

50150HWS



75150HWSS



50175HWS



63175HWS



63150HWS



These pictures are for illustration purposes only, as wood is a natural product actual colours may vary.

Hardwood Mouldings


Hardwood Mouldings

- Sills and window boards machined from high quality commercial grades
- Virtually no knots or defects
- Utile/Sapele more durable than Meranti/Seraya

Window Board

32225HWWB 32 x 225mm Nom. Meranti/Seraya Window Board

32225HWWB



Fast Profile Matching Service

- ✓ Ready in 4 Days
- ✓ Large or small runs from 1.8 metres
- ✓ Instant Quotations
- ✓ Competitive Pricing
- ✓ Softwood
- ✓ Hardwood

Hardwood Mouldings

Machined from commercial hardwood suitable for internal and external applications

Door Lipping	
1650PHW	16 x 50mm Nom. Hardwood Door Lipping
Door Drip	
3275HWDD	32 x 75mm Nom. Meranti/Seraya Door Drip
Other Sections	
2538HWHSB	25 x 38mm Nom. Meranti/Seraya Hockey Stick Bead
5075HWCH	50 x 75mm Nom. Meranti/Seraya Crown Handrail
1650HWOS	16 x 50mm Nom. Meranti/Seraya Ovolo Stop
1925HWBB	19 x 25mm Nom. Meranti/Seraya Bevelled Bead
2575HWOGA	25 x 75mm Nom. Meranti/Seraya Ogee Architrave
5050HWMH	50 x 50mm Nom. Meranti/Seraya Mopstick Handrail


3275HWDD



5050HWMH



5075HWCH




2575HWOGA



1925HWBB



2538HWHSB



1650PHW



1650HWOS



- Our comprehensive range of selected planed hardwood
- Machined from selected Meranti/Seraya and Sapele suitable for internal and external applications
- Stable and easy to work

Sapele	
5050PS	50 x 50mm Nom. PAR Sapele
50100PS	50 x 100mm Nom. PAR Sapele
7575PS	75 x 75mm Nom. PAR Sapele
100100PS	100 x 100mm Nom. PAR Sapele
Meranti/Seraya	
19100PHW	19 x 100mm Nom. PAR Meranti/Seraya
2550PHW	25 x 50mm Nom. PAR Meranti/Seraya
2575PHW	25 x 75mm Nom. PAR Meranti/Seraya
25100PHW	25 x 100mm Nom. PAR Meranti/Seraya
25150PHW	25 x 150mm Nom. PAR Meranti/Seraya
25225PHW	25 x 225mm Nom. PAR Meranti/Seraya
38100PHW	38 x 100mm Nom. PAR Meranti/Seraya
38150PHW	38 x 150mm Nom. PAR Meranti/Seraya
5050PHW	50 x 50mm Nom. PAR Meranti/Seraya
5075PHW	50 x 75mm Nom. PAR Meranti/Seraya
50100PHW	50 x 100mm Nom. PAR Meranti/Seraya
50150PHW	50 x 150mm Nom. PAR Meranti/Seraya
7575PHW	75 x 75mm Nom. PAR Meranti/Seraya
75100PHW	75 x 100mm Nom. PAR Meranti/Seraya
100100PHW	100 x 100mm Nom. PAR Meranti/Seraya



Beads and Panel Mouldings

Range of small mouldings available in 2.4m lengths

Angles	
24234009	21mm Pine Angle
24262903	30mm Pine Angle
24257350	35mm Pine Angle
24292634	40mm Pine Angle
24223768	21mm Primed Angle
24249423	21mm White Oak Angle
24221887	35mm White Oak Angle

Beads	
24280907	9 x 9mm Pine Glass Bead
24267502	9 x 12mm Pine Glass Bead
24248099	9 x 15mm Pine Glass Bead
24230025	12 x 15mm Pine Glass Bead
24257701	12 x 15mm Pine Angled Glazing Bead
24276788	8 x 21mm Pine Parting Bead
24237741	26mm x 23mm Oak Firecheck Bead
24253451	26mm x 23mm Red Hardwood Firecheck Bead

D Shapes	
24299480	6 x 25mm Pine 'D' Shape
24238267	9 x 34mm Pine 'D' Shape
24274579	21 x 6mm White Oak 'D' Shape
24227605	34 x 6mm White Oak 'D' Shape
24293402	6 x 18mm Hardwood 'D' Shape
24239240	6 x 21mm Hardwood 'D' Shape
24287852	6 x 31mm Hardwood 'D' Shape
24285087	6 x 34mm Hardwood 'D' Shape

Decorative Small Mouldings	
24280075	8 x 21mm Pine Decorative Moulding
24231268	9 x 28mm Pine Decorative Moulding
24238472	12 x 34mm Pine Decorative Moulding
24228688	15 x 29mm Pine Decorative Moulding
24288606	8 x 21mm Pine Broken Ogee
24232562	8 x 21mm Pine Torus Base

Astragals	
24256193	9 x 21mm Pine Astragal
24232401	12mm x 34mm Pine Double Astragal Half Round
24242547	6 x 18mm Pine Half Round
24215299	12mm x 6mm Pine Half Round
24288071	18 x 6mm White Oak Half Round
24252263	21mm x 6mm Pine Half Round

Dowels	
24282376	9mm Dia. Pine Dowel
24269124	9mm Dia. Hardwood Dowel
24261609	12mm Dia. Hardwood Dowel
24265010	15mm Dia. Hardwood Dowel
24260893	18mm Dia. Hardwood Dowel
24256056	21mm Dia. Hardwood Dowel
24240628	25mm Dia. Hardwood Dowel
24253284	28mm Dia. Hardwood Dowel

Quadrants	
24245319	9mm Pine Quadrant
24261951	12mm Pine Quadrant
24268554	15mm Pine Quadrant
24270571	18mm Pine Quadrant
24282840	21mm Pine Quadrant
24271714	12mm Primed Quadrant
24285124	15mm Primed Quadrant
24261463	18mm Primed Quadrant
24250917	21mm Primed Quadrant
24249607	12mm White Oak Quadrant
24239806	15mm White Oak Quadrant
24273084	18mm White Oak Quadrant

Scotias	
24293938	12mm Pine Scotia
24237581	15mm Pine Scotia
24229975	18mm Pine Scotia
24259187	21mm Pine Scotia
24236638	30mm Pine Scotia
24293266	15mm Primed Scotia
24231503	18mm Primed Scotia
24251709	21mm Primed Scotia
24293204	15mm White Oak Scotia
24286770	21mm White Oak Scotia

Stripwood	
24282482	9mm Pine Stripwood
24220019	12mm Pine Stripwood
24256414	6 x 18mm Pine Stripwood
24253635	6 x 34mm Pine Stripwood
24234146	6 x 44mm Pine Stripwood
24276948	9 x 18mm Pine Stripwood

Champion Softwood Claddings

Champion Pressure Treated Redwood Claddings


Joinery Quality Redwood machined to profile and pressure treated

25125RTTGVDS	25 x 125mm Nom. (21 x 119mm fin.) 111mm Face Treated Redwood Joinery TGV Dual Sided
19125SLT	19 x 125mm Nom. (15 x 120mm fin.) 110mm Face Shiplap Treated Green
22150SLT	22 x 150mm Nom. (17 x 146mm fin.) 136mm Face Shiplap Treated Green
25150RTPMV	25 x 150mm Nom (18 x 144mm fin.) 124mm Face Treated Redwood PMV T&G Channel Cladding
25150RTRTC	25 x 150mm Nom (18 x 145mm fin.) 135mm Face Treated Redwood Rebated Planed Face Tapered Cladding

22150SLT



25150RTPMV



25150RTRTC



19125SLT



25125RTTGVDS



Western Red Cedar Claddings

- Machined from best commercially available grade
- Virtually free of knots and defects

25150CSLCC2	25 x 150mm Nom. (18 x 142mm fin.) 130mm Face Rebated Cedar Shiplap
25150CTGVCC1	25 x 150mm Nom. (18 x 142mm fin.) 129mm Face Cedar TGV Dual Sided
25100CTGV	25 x 100mm Nom (18 x 94mm fin.) 84mm Face Cedar TGV Dual Sided
25150CPMV	25 x 150mm Nom. (18 x 144mm fin.) 124mm Face Cedar PMV T&G Channel Cladding


25150CSLCC2



25100CTGV



25150CTGVCC1



25150CPMV



Millboard Composite Claddings

Millboard Composite Claddings

Millboard cladding is inspired by the beauty of nature but is built to outperform it. It is moulded from timbers making it look exceptionally like real wood, whilst avoiding the on-going maintenance associated with natural or wood based products. The hand colouring of each board recreates the subtle nuances that wood can give. The moulded profiles reduce labour and wastage yet retain the effect of individual boards.


- Maintenance free, Excellent UV and weathering stability
- High insulation value and improved acoustics
- Fibre reinforced - high strength - low weight
- Easy to install - cuts and screws like timber (no pre-drilling or specialist tools needed) and minimal expansion and contraction
- Non-porous material - no sealing required
- No leeching or releasing of tannins

18200MESLAOC36	18 x 200 x 3600mm Millboard Envello Shadow Line Antique Oak Cladding
18200MESLSOC36	18 x 200 x 3600mm Millboard Envello Shadow Line Smoked Oak Cladding
18200MESLGOC36	18 x 200 x 3600mm Millboard Envello Shadow Line Golden Oak Cladding
18200MESLBCC36	18 x 200 x 3600mm Millboard Envello Shadow Line Burnt Cedar Cladding
28200MEA0BCC32	28 x 200 x 3200mm Millboard Envello Board & Batten Antique Oak Cladding
28200MES0BCC32	28 x 200 x 3200mm Millboard Envello Board & Batten Smoked Oak Cladding
28200MEG0BCC32	28 x 200 x 3200mm Millboard Envello Board & Batten Golden Oak Cladding
28200MEBCBCC32	28 x 200 x 3200mm Millboard Envello Board & Batten Burnt Cedar Cladding

Shadow Line



Board & Batten



Sawn Finish Claddings

Sawn Finish Claddings

- Ideal for barns and garden buildings
- Black cladding - double factory coated paint finish
- All profiles are shown with representative sawn faces

150FETG	150mm Treated Feather Edge Green Cladding
200FETG	200mm Treated Feather Edge Green (Ex 38 x 200) Cladding
32175EBBF	32 x 175mm Sawn Barn Black Featheredge Cladding

32175EBBF



150FETG



200FETG



Thermowood and Sapele Claddings

Thermowood Cladding

- 50% more stable - resulting in less shrinkage, swelling and distortion
- Very durable and low maintenance - requires no preservative treatment yet has a service life up to 30 years
- Water, rot, decay and fungi resistant

25125TPMV	25 x 125mm Nom. (18 x 119mm fin.) 99mm Face Thermowood PMV T&G Channel Cladding
25125TSLTG	25 x 125mm Nom. (18 x 118mm fin.) 108mm Face Thermowood T&G Planed Shiplap

Sapele Cladding

- Best commercial grade available, virtually free of knots and defects
- Highly resistant to insect attack and decay,
- Suitable for all external and internal applications

Sapele TGV	
25125STGV	25 x 125mm Nom (20 x 119mm fin.) 111mm Face Sapele TGV Dual Sided




Thermowood Cladding

25125STGV



25125TPMV



25125TSLTG



19100TGV



12100TGV24



16125SBB24



121000ATGV



Internal Untreated Softwood Claddings

12100TGV24	12 x 100mm Nom. Knotty Pine TGV Bundle 7/2.4m FSC Mix Credit
19100TGV	19 x 100mm Nom. Knotty Pine TGV FSC Mix Credit
19100TGV21	19 x 100mm Nom. Knotty Pine TGV Bundle 5/2.4m FSC Mix Credit
19100TGV24	19 x 100mm Nom. Knotty Pine TGV Bundle 5/2.1m FSC Mix Credit
16125SBB24	16 x 125mm Nom. Single Bead & Butt Bundle 5/2.4m FSC Mix Credit

Internal Oak Claddings

191000TGV	19 x 100mm Nom. American White Oak TGV
121000ATGV	12 x 100mm Nom. American White Oak TGV

Internal Claddings

191000TGV



Unrivalled range, quality and service

Product Type	Finished size mm	Specie	Environmental certification (on request)	Durability	Approx Density Weight KG / m3	Treatment process / Classification (see Class table below for guidance)
Joistmate Xtra Thickness 47mm 75mm 100mm Width 75mm 100mm 125mm 150mm 175mm 200mm 225mm	45 73 95 70 95 120 145 170 195 220	European Whitewood (Picea abies)	FSC® or PEFC	See treatment Process / classification	550	Preservative Treated to class 2 (UC2) Also available Class 4 (UC4), for 4.8m lengths of 47x150mm Nom only, suitable for deck joist
Framemate Xtra 47 x 75 47 x 100	45 x 70 45 x 95	European Whitewood (Picea abies)	FSC® or PEFC	Slightly Durable	470	
Champion Redwood Claddings	As product description	European Redwood (Pinus sylvestris)	FSC® or PEFC	See treatment Process / classification	550	Preservative Treated to Class 4 (UC4)
Champion Premier Planed	As product description	European Redwood (Pinus sylvestris)	FSC® or PEFC	Slightly Durable	510	None
Champion Softwood Mouldings	As product description	European Redwood (Pinus sylvestris)	FSC® or PEFC	Slightly Durable	510	None

The following is a guide to the finished sizes of species as below: Nominal Thickness 25mm 32mm 38mm 50mm Nominal Width 50mm 75mm 100mm 150mm 225mm	20 26 33 44 45 70 95 145 220					
American White Oak	See above	(Quercus alba)	AWC RPP	Moderately Durable	770	None
Meranti / Seraya	See above	(Shorea spp)	AWC RPP	Moderately Durable	550 - 700	None
Sapele	See above	(Entandrophragma cylindricum)	AWC RPP	Moderately Durable	650	None
Cedar	See above	Western Red Cedar (Thuja plicata)	AWC RPP	Durable	390	None
Utile	See above	(Entandrophragma utile)	AWC RPP	Moderately Durable	660	None
European Oak	See above	(Quercus robur)	AWC RPP	Durable	720	None
Black Walnut	See above	American Black Walnut (Juglans nigra)	AWC RPP	Slightly Durable	660	None

Champion Claddings Specification

	Appearance	Durability	Service Life	Certification	Fixing	Density	Characteristics
CEDAR	Dark Brown/Pink	BSEN350 Class 2	Approx 30 - 60 years if sapwood excluded	CSA or SFI	Stainless Steel	390kg/m ³	Weathers silver grey
THERMOWOOD	Mid Brown	BSEN350 Class 3	Approx 30 years	PEFC	Stainless Steel	350-480kg/m ³	Weathers silver grey
SAPELE	Dark Brown	BSEN350 Class 3	Approx 30 years		Stainless Steel	640kg/m ³	Weathers silver grey
TREATED REDWOOD	Green	BSEN250 Class 3	Approx 15 years	FSC® or PEFC	Galvanised or Stainless Steel	510kg/m ³	Preservative Treated
LARCH	Yellow-Light Brown	BSEN350 Class 3	Approx 30 years	FSC®	Stainless Steel	570-650kg/m ³	Weathers silver grey

AWC RPP (A W Champion Responsible Purchasing Policy) available upon request.

Unrivalled range

A massive range of timber always in stock and the largest range of timber mouldings in the South East.

Unrivalled quality

Premium quality redwood used for PAR and mouldings. Machining service available to our exacting standards.

Unrivalled service

Free delivery service (conditions apply). Excellent customer service through investment in staff training.

With our custom profile matching service you can have precisely the profile and size you need.

Whether it's matching an existing profile or creating a custom profile design not available from Champion, we can help.

Using the latest technology in our Edenbridge Mill, all we need is either a sample of the profile to be matched, or a drawing with precise measurements so we can manufacture an exact match.

We can also tailor any of our stock profiles to suit your precise measurements.

It has never been easier to create a bespoke profile which can be co-ordinated across all your requirements including skirting, architraves, door frames, dado rail, picture rail, shelving and window boards.

We can produce your moulding, the minimum order is 1.8m, within 4 working days.

Simply speak to your local Champion branch for details.

We make it easy for you to buy


To obtain an estimate or to place an order there are four easy options:

- 1 Visit your local branch, we're ready to serve you.**
 - 2 Telephone your local branch, we're ready for your call.**
 - 3 Email your local branch with your request or order**
 - 4 Online at: www.championtimber.com**
If you are a bona fide trade account customer, register and log in to our NEW Website for your trade prices, order tracking and history.
- For branch details see the back page.



Champion Timber Branches:

Pick up a brochure at any branch or download a brochure at: www.championtimber.com



NEW MALDEN also HEAD OFFICE



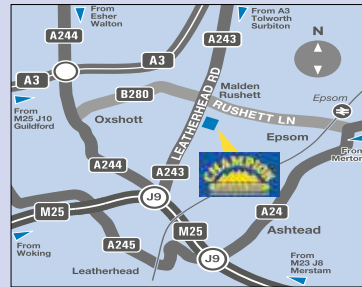
205 - 209 Burlington Road, New Malden, Surrey, KT3 4NB
Tel: 020 8949 1621
 Email: newmalden@championtimber.com
 For current opening hours see website

BROMLEY



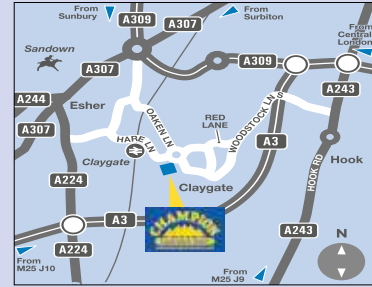
109-123 Southlands Road, Bromley, Kent, BR2 9QX
Tel: 020 8460 6655
 Email: bromley@championtimber.com
 For current opening hours see website

CHESSINGTON



385 Leatherhead Road, Chessington, Surrey, KT9 2NQ
Tel: 01372 847910
 Email: chessington@championtimber.com
 For current opening hours see website

CLAYGATE



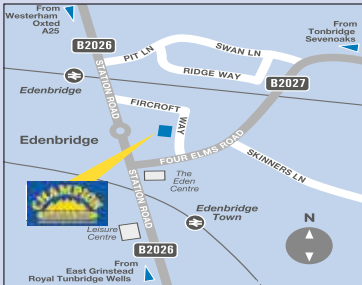
High Street, Claygate, Surrey, KT10 0JW
Tel: 01372 462407
 Email: claygate@championtimber.com
 For current opening hours see website

DORKING



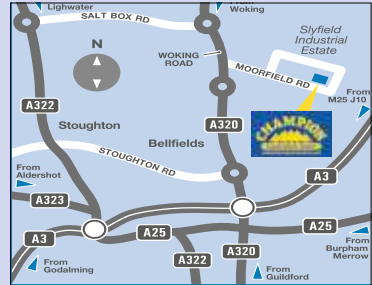
Curtis Road, Dorking, Surrey, RH4 1EJ
Tel: 01306 884418
 Email: dorking@championtimber.com
 For current opening hours see website

EDENBRIDGE



Fircroft Way Industrial Estate, Edenbridge, Kent, TN8 6EL
Tel: 01732 864328
 Email: edenbridge@championtimber.com
 For current opening hours see website

GUILDFORD



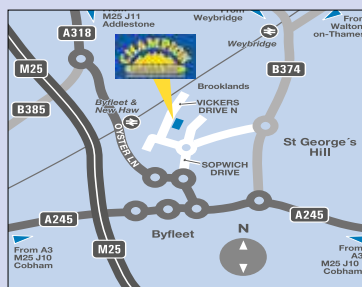
Moorfield Road, Slyfield Industrial Estate, Guildford, GU1 1RU
Tel: 01483 510170
 Email: guildford@championtimber.com
 For current opening hours see website

SUTTON



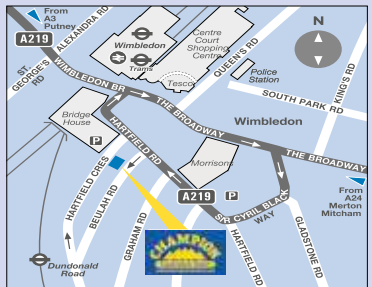
272 - 274 High Street, Sutton, Surrey, SM1 1PG
Tel: 020 8642 8291
 Email: sutton@championtimber.com
 For current opening hours see website

WEYBRIDGE



Unit A303, Brooklands Industrial Estate, Vickers Drive, Weybridge, KT13 0YU
Tel: 01932 359780
 Email: weybridge@championtimber.com
 For current opening hours see website

WIMBLEDON



2 Hartfield Crescent, entrance off Beulah Road, Wimbledon, SW19 3SB.
Tel: 020 8542 1606
 Email: wimbledon@championtimber.com
 For current opening hours see website

Printed on recycled papers

Delivering over a wide area



June 2023